



Thermo Scientific Multiskan GO

UV/Vis microplate and cuvette spectrophotometer –
Freedom for any photometric research application

Thermo Scientific Multiskan GO UV/Vis Microplate and Cuvette Spectrophotometer – freedom for any photometric research application

The Thermo Scientific Multiskan GO microplate spectrophotometer is a handy tool for virtually all photometric research applications. Select any measurement wavelength from low UV to visible with just a few keyboard clicks to measure both cuvettes and microplates, all according to your assay and throughput requirements.

You can control Multiskan® GO as stand-alone with straightforward internal software for quick and simple measurements or easily set up even the most demanding applications with the truly intuitive Thermo Scientific SkanIt Software for PC control. Both options offer a selection of multiple languages for operation.

Multiskan GO offers

- Freely selectable wavelengths from 200 - 1000 nm for the demands of various assays
- Both microplate and cuvette reading for any throughput requirements
- Very fast plate measurements and a full spectrum of a sample in less than 10 seconds
- High quality data guaranteed by extensive self diagnostics
- A unique power save function for reduced energy consumption
- Visual internal software on a large color screen for quick measurements
- Easy and logical assay setup for demanding assays with the powerful SkanIt® Software
- A selection of eight different operation languages

Flexibility and performance for various photometric applications

Multiskan GO microplate spectrophotometer supports endpoint, kinetic and spectral scanning assays. It reads 96- and 384-well microplates with and without lids, and all major cuvette types. The reading speed of Multiskan GO is exceptionally fast; all wells in a 96-well plate are measured in less than 6 seconds, and a full 384 well plate is measured in just 10 seconds.

A broad wavelength range with the UV area, pathlength correction as well as fast spectral scanning makes it an ideal tool for any photometric research application, including DNA, RNA and protein analysis.

Both the microplate chamber and cuvette holder are equipped with temperature control up to 45°C to enable temperature sensitive applications such as enzyme kinetics or cellular assays. Shaking speed can be selected to ensure that the samples in the microplate stay homogeneous.

Easy to swap assays with free wavelength selection

Wavelength selection in Multiskan GO is done by using an advanced monochromator system. Any wavelength between 200 and 1000 nm can be selected at any time. Using the spectral scanning feature, the whole spectrum of a sample can be scanned in 1 nm increments to allow identification of the optimal measurement wavelength for a new assay. The complete spectrum of a sample can be scanned in just 10 seconds. Additionally, the narrow measurement bandwidth of only two nanometers ensures excellent spectral resolution.

Stand-alone use for quick measurements

The Multiskan GO can be controlled without a computer using the visual internal software and its large color display making it convenient for quick and simple measurements of both microplates and cuvettes. Ready-made sessions for measuring DNA and RNA concentrations



Thermo Scientific Multiskan GO with cuvette port



Thermo Scientific Multiskan GO without cuvette port

and easy-to-use formulae for ratiometric or background correction measurements are available for cuvettes in the internal software. Any measurement data can easily be saved on a USB memory stick for transfer to a computer for further processing.

The internal software can be operated in English, German, French, Spanish, Portuguese, Russian, Chinese and Japanese, all according to your language preference.

Visual and comprehensive assay setup with SkanIt Software

The logical and truly user-friendly interface of the SkanIt Software makes the instrument control and assay setup easy – even for advanced applications. The SkanIt Software offers a comprehensive selection of inbuilt calculations, including quantitative curve fit, qualitative classification, kinetic calculations, spectral reduction and parallel line analysis*) (PLA) to make data reduction very straightforward.

In addition, any measurement or calculated data in the SkanIt Software can be automatically exported to Excel with just one mouse click.

The same language selection as for the internal software is available also for the SkanIt Software. It simply speaks your language.

High quality data and consistent performance

The optical system in Multiskan GO has been engineered to ensure first-rate performance and high quality results. The design incorporates a dual beam optical system which

includes an internal reference channel ensuring consistent results during any measurement condition.

Extensive automatic self diagnostics at instrument start-up verifies all major instrument functionalities, such as measurement positioning, lamp and monochromator, as well as measurement electronics operation. In addition, continuous runtime control of optical and mechanical functions guarantee stable day-to-day and year-on-year performance and reliability. Multiskan GO is designed so you can trust the integrity of your results, always.

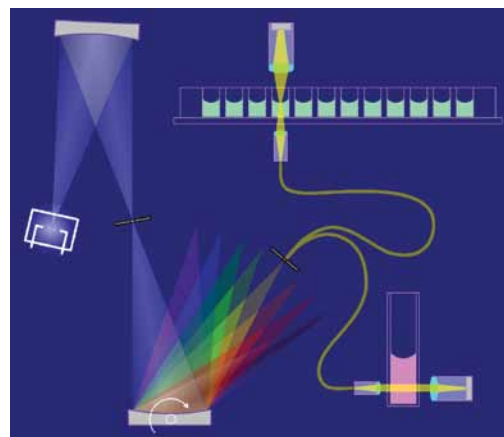
Energy-saving for a better environment

Multiskan GO features a unique power save functionality that is automatically activated when the instrument is on but not in use. By pressing any instrument key or by using the SkanIt Software, the power is instantly resumed and Multiskan GO is ready for use. When the power save is activated, it reduces the energy consumption of the instrument over 70%.

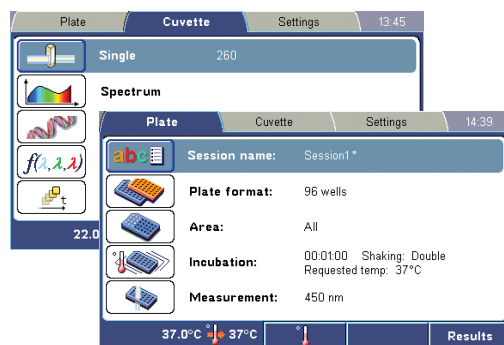
Specially designed for automation

Increase assay throughput by integrating the Multiskan GO with stackers and automated systems. The Multiskan GO's plate carrier is specially-designed for convenient robotic arm access to allow microplate gripping in portrait and landscape configurations. The SkanIt Software automation interface enables easy integration with automated systems.

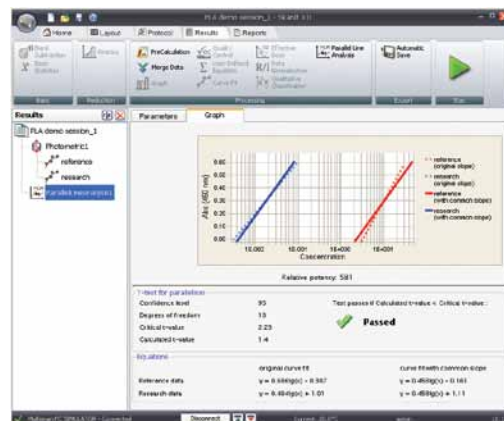
*) In SkanIt Software, the calculation is performed in compliance with the European Pharmacopoeia guidelines.



The built-in monochromator makes it easy to select any measurement wavelength



Easy to use internal software for quick plate or cuvette measurements



Visual and logical SkanIt Software with eight language versions



USB port for easy data transfer



Multiskan GO accepts versatile cuvettes

Typical applications

- DNA or RNA quantitation and purity
- Protein assays
- Enzyme assays
- Kinetic assays
- Immunoassays
- Cell proliferation and cytotoxicity assays
- Apoptosis assays
- Reporter gene assays
- GPCR assays

Preliminary Technical Specifications

Feature		
Wavelength selection	Monochromator	
Light source	Xenon flash lamp	
Wavelength range	200 -1000 nm with 1 nm steps	
Read-out range	Up to 4 Abs	
Bandwidth	2 nm	
	Plate	Cuvette
Linearity @ 450nm	0 - 2.5 Abs, $\pm 2\%$ (96-well plate)	0 - 2.5 Abs, $\pm 2\%$
Accuracy @ 450nm	1.0% + 0.003 Abs (0 - 2.0 Abs) 2.0% (2.0 - 2.5 Abs)	1.0% + 0.003 Abs (0 - 2.0 Abs) 2.0% (2.0 - 2.5 Abs)
Precision @ 450nm	CV < 1.0%	CV < 1.0%
Plate/ Cuvette types	96- and 384-well plates	Standard, micro and ultramicro cuvettes, TrayCell
Measurement speed (from A1 back to A1)	6 s with 96-well plate 10 s with 384-well plate	-
Shaking	Linear	-
Spectral scanning speed	10 s from 200 to 1000 nm with 1 nm steps	
Incubation	From ambient + 4°C to 45°C	
Internal user interface	4.5" - color display USB memory stick position for data export USB port for external printer (HP PCL5 compatible)	
PC control	Skant Software using USB connection	
Mains input	100 - 240 V (50/60 Hz)	
Max power consumption	90 W	
Power save consumption	< 5 W	
Dimensions (H x W x D)	260 x 285 x 430 mm 10.2 x 11.2 x 16.9 in.	
Weight	10.8 kg [23.8 lbs.]	
PC requirements for Skant Software		
Minimum system requirements	IBM PC compatible computer with Pentium 4, AMD Athlon XP or a faster processor. 1 GB RAM, 5 GB free hard disk space, USB, CD-ROM drive, mouse or equivalent, XVGA monitor with 1024 x 768 resolution	
Operating system	Windows XP Professional with SP 3 or later, Windows Vista 32 or 64 bit Business edition with SP 2 or later or Windows 7.	
Ordering Information		
Catalog Number	Description	
51119200	Multiskan GO without Cuvette 100 - 240 V, 50/60 Hz	
51119300	Multiskan GO with Cuvette 100 - 240 V, 50/60 Hz	

© 2010 Thermo Fisher Scientific Inc. All rights reserved. Windows, Vista and Excel are registered trademarks of Microsoft Corporation. IBM is a registered trademark of International Business Machines Corporation. All other trademarks are the property of Thermo Fisher Scientific Inc. and its subsidiaries. Specifications, terms and pricing are subject to change. Not all products are available in all countries. Please consult your local sales representative for details.

North America: USA/Canada 800 345 0206

Europe: Austria +43 1 801 40 0, Belgium +32 53 73 42 41, France +33 2 2803 2180, Germany national toll free 08001-536 376, Germany international +49 6184 90 6940, Italy +39 02 02 95059 448, Netherlands +31 76 571 4440, Nordic/Baltic countries +358 9 329 100, Russia/CIS +7 (495) 739 76 41, Spain/Portugal +34 93 223 09 18, Switzerland +41 44 454 12 12, UK/Ireland +44 870 609 9203

Asia: China +86 21 6865 4588 or +86 10 8419 3588, India toll free 1800 22 8374, India +91 22 6716 2200, Japan +81 45 453 9220, Other Asian countries +852 2885 4613

Countries not listed: +49 6184 90 6940 or +33 2 2803 2180

www.thermoscientific.com/multiskanGO
www.thermoscientific.com

BRM/multiskanGO
1513090 / 0310

Thermo
SCIENTIFIC